



Review Paper

The Safety and Efficacy of Remdesivir-dexamethasone
Combination Therapy Versus Dexamethasone Monotherapy
in COVID-19: A Rapid Review and Meta-analysis

Mohsen Nakhaie¹, Farnak Salajegheh², Zohreh-al-sadat Ghoreschi³, Nasir Arefinia³, Mohammad Rezaei Zadeh Rukerd¹, Javad Charostad^{4*}

1. Gastroenterology and Hepatology Research Center, Institute of Basic and Clinical Physiology Sciences, Kerman University of Medical Sciences, Kerman, Iran.

2. Clinical Research Development Unit, Afzalipour Hospital, Kerman University of Medical Sciences, Kerman, Iran.

3. Student Research Committee, Jiroft University of Medical Sciences, Jiroft, Iran.

4. Department of Microbiology, Faculty of Medicine, Shahid Sadoughi University of Medical Science, Yazd, Iran.



How to cite this article Nakhaie M, Salajegheh F, Ghoreschi Z, Arefinia N, Rezaei Zadeh Rukerd M, Charostad J. The Safety and Efficacy of Remdesivir-dexamethasone Combination Therapy Versus Dexamethasone Monotherapy in COVID-19: A Rapid Review and Meta-analysis. *Archives of Razi Institute Journal*. 2026; 81(2):295-304. <https://doi.org/10.32598/ARI.81.2.3131>

<https://doi.org/10.32598/ARI.81.2.3131>

Article info:

Received: 21 Jan 2026

Accepted: 23 Feb 2026

Published: 01 Mar 2026

Keywords:

COVID-19, Remdesivir,
Dexamethasone, Treatment,
Meta-analysis.

ABSTRACT

The COVID-19 pandemic has had and is expected to continue having, a profound impact on the physical health of individuals at a global scale. This study aimed to evaluate the efficacy and safety of remdesivir in combination with dexamethasone, compared to dexamethasone alone, in the treatment of COVID-19. To achieve this objective, several global databases, including Google Scholar, PubMed, Scopus, Embase, and ISI, were systematically searched in January 2023. Both MeSH terms and relevant keywords were employed in the search strategy. Statistical analyses were conducted using STATA version 15.0 (StataCorp LLC, College Station, TX, USA). The analysis was conducted using a random-effects model. To assess the degree of heterogeneity among the studies, we utilized the chi-squared test and the I² index. Publication bias was evaluated through Egger's test and Begg's funnel plots. Finally, a total of nine studies were included in the analysis. The median length of hospitalization for patients treated with dexamethasone, with or without remdesivir, was 9.89 days (interquartile range: 2.65–21) compared to 11 days (interquartile range: 7–19) (P=0.37), showing no significant difference between the two groups. The mortality rates among patients who received dexamethasone, with or without remdesivir, were 9% (95% CI: 4%, 14%, P=0.00) and 18% (95% CI, 8%, 22%, P=0.00), respectively, irrespective of remdesivir use. Ultimately, the combination of Remdesivir and dexamethasone did not shorten hospital stays. Still, it did result in fewer in-hospital fatalities and a lower fatality rate, which may indicate a decrease in the course of the disease.

* Corresponding Author:

Javad Charostad, Assistant Professor.

Address: Department of Microbiology, Faculty of Medicine, Shahid Sadoughi University of Medical Science, Yazd, Iran.

Tel: +98 (913) 7754118

E-mail: J.Aostad@gmail.com



Copyright © 2026 The Author(s).
This work is licensed under a Creative Commons Attribution-NonCommercial 4.0 International license (<https://creativecommons.org/licenses/by-nc/4.0/>).
Noncommercial uses of the work are permitted, provided the original work is properly cited.

1. Context

CCOVID-19, caused by the highly transmissible severe acute respiratory syndrome coronavirus 2 (SARS-CoV-2), was officially declared a global pandemic by the World Health Organization (WHO) in March 2020 [1]. The global COVID-19 pandemic has resulted in significant loss of life, widespread morbidity, and profound economic disruptions on a global scale [2]. Numerous medications, including antiviral drugs, immunomodulatory agents, and other supportive therapies, have been proposed or authorized for the management of COVID-19. However, the urgent need for a consistently effective and safe treatment for COVID-19 remains a critical issue [3].

Remdesivir is a broad-spectrum antiviral drug originally developed for the treatment of Ebola virus outbreaks. Despite its development for Ebola, clinical trials have shown that remdesivir does not provide substantial survival benefits. With the onset of the COVID-19 pandemic, remdesivir emerged as a potential treatment due to its broad-spectrum antiviral activity. Consequently, several clinical trials have been conducted to assess the efficacy and safety of remdesivir for the treatment of COVID-19 [4].

Dexamethasone, a corticosteroid, is primarily used to treat inflammatory and immune-mediated conditions. Its potent anti-inflammatory properties have led to its consideration as a potential treatment for COVID-19. In 2020, the landmark RECOVERY trial assessed the efficacy of dexamethasone in treating COVID-19. The study demonstrated that dexamethasone administration significantly reduced mortality risk among COVID-19 patients who required mechanical ventilation or supplemental oxygen [5].

Based on the existing evidence, both remdesivir and dexamethasone, when administered individually, are considered safe and effective treatments for patients diagnosed with COVID-19 [6-8]. Nonetheless, the combined use of these drugs should be reserved for patients who specifically require supplemental oxygen or mechanical ventilation. Further research is needed to thoroughly evaluate the safety and efficacy of alternative drug combinations for the treatment of COVID-19 [9].

Several studies have been conducted to assess the safety and efficacy of the remdesivir-dexamethasone combination for the treatment of COVID-19 [9, 10]. This manuscript aim is to conduct a comprehensive review of the existing literature, employing a meta-analysis approach,

to evaluate the safety and effectiveness of combining remdesivir with dexamethasone compared to dexamethasone alone in the treatment of COVID-19.

2. Evidence Acquisition

We performed a systematic review and meta-analysis of the available evidence following the preferred reporting items for systematic reviews and meta-analyses (PRISMA) statement [11].

2.1. Search strategy

A comprehensive search was conducted to identify and extract published studies that investigated the safety and efficacy of combining remdesivir with dexamethasone compared to dexamethasone alone for the treatment of COVID-19. The search utilized a combination of keywords, including “COVID-19,” “SARS-CoV-2,” “2019-nCoV,” “2019 novel coronavirus,” “remdesivir,” “dexamethasone,” “pharmacological intervention,” and “safety.” International databases such as [Google Scholar](#), [PubMed](#), [Embase](#), [Scopus](#), and [ISI](#) were thoroughly searched using a combination of the mentioned keywords and Boolean operators (“OR” and “AND”). Furthermore, the reference lists of the extracted studies were examined to identify additional papers that could contribute to the review. After completing the search process, the retrieved records were imported into End-Note, a reference management software, for organization and management. Duplicate records were identified and removed.

2.2. Inclusion and exclusion criteria

In our rapid review and meta-analysis, we employed the following inclusion criteria to select studies for analysis: 1) Original articles published in English, and 2) Studies that specifically investigated the use of remdesivir in combination with dexamethasone for the treatment of COVID-19, as opposed to studies focusing on their individual use. We excluded the following: 1) Review articles, editorials, and book chapters, 2) Articles that investigated the use of remdesivir or dexamethasone alone or in combination with other drugs.

The flow diagram visually presents the selection process and illustrates the studies included in our analysis ([Figure 1](#)).

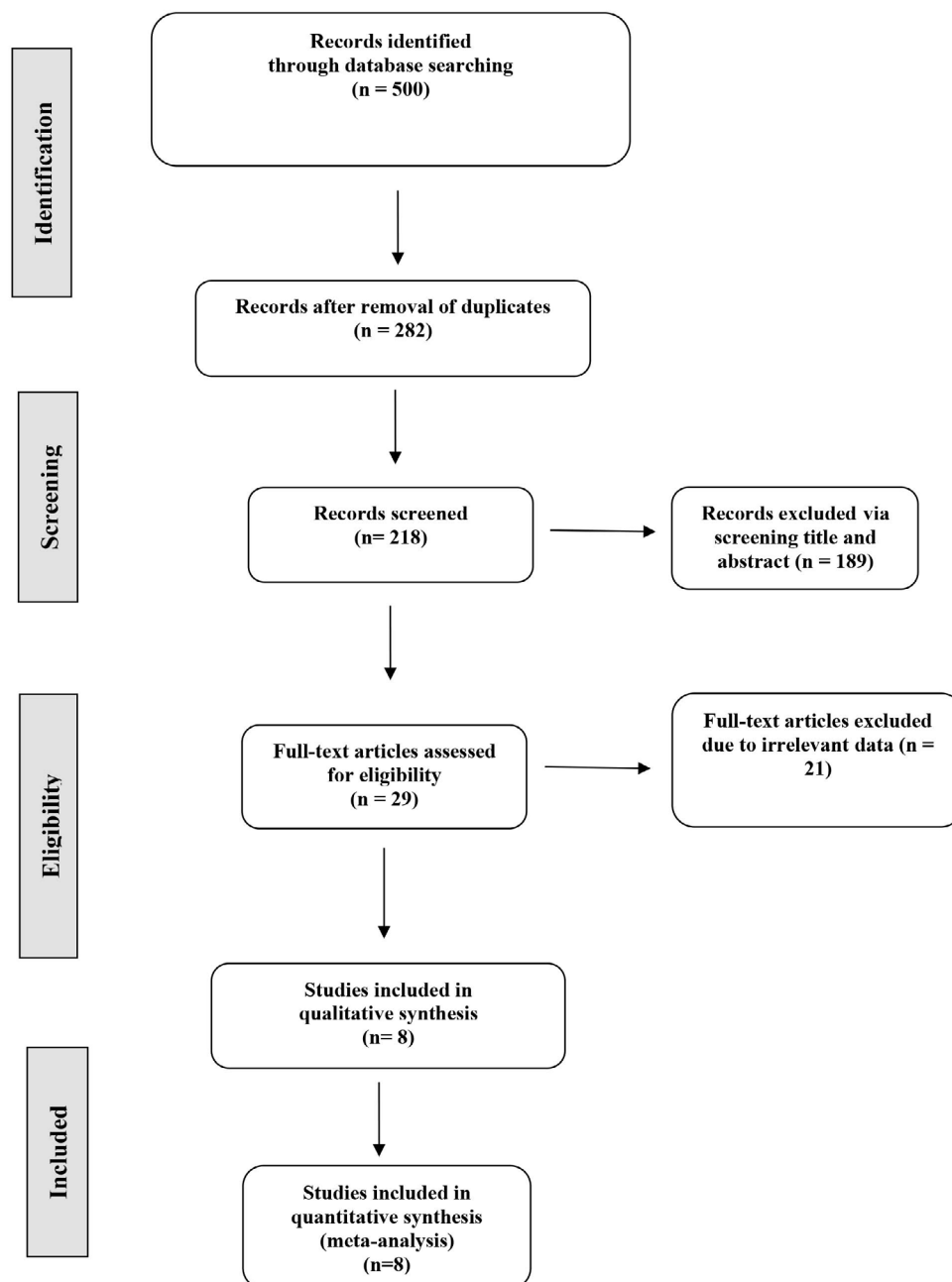


Figure 1. Flow diagram of the study design process

2.3. Quality assessment and risk of bias evaluation in included studies

To assess the risk of bias in the included studies, we employed the Newcastle-Ottawa scale (NOS) [12]. This scale assigns up to 9 points for case-control and cohort studies, with higher scores indicating better quality and a lower risk of bias. Based on the NOS assessment, the studies were categorized as follows: studies 1-3 were rated as low quality, studies 4-6 as moderate quality, and studies 7-9 as high quality (Table 1).

2.4. Data extraction

In this study, two independent authors extracted data, including the first author's name, study location, year of publication, sample size, mean age of participants, study design, duration of hospitalization, and mortality rates for patients treated with either remdesivir-dexamethasone combination therapy or dexamethasone alone for COVID-19. Finally, the collected data underwent thorough review by other authors involved in the research to identify and rectify any potential errors or inconsis-

Table 1. Risk of bias assessment of the included studies

Author(s), Year	Exposed Representa- tion	Nonex- posed Selece- tion	Selection	Outcome Absent at Study Start	Compara- bility	Out- come Assess- ment	Out- come	Ade- quacy of Follow- up	Over- all Score	Qual- ity M Study
			Ascertain- ment of Obesity		Adjustment by Age and Nodal Status or Stage		Follow- up Length			
Marrone et al. 2022 [9]	1	1	-	1	1	1	1	1	7	High
Alibrahim et al. 2022 [13]	-	1	1	1	1	1	1	1	7	High
Ngo et al. 2022 [18]	1	1	-	1	1	1	1	1	7	High
Gressens et al. 2022 [10]	1	1	1	1	1	1	1	1	8	High
De Pascale et al. 2022 [17]	1	1	-	1	1	1	1	1	7	High
Grundmann et al. 2022 [14]	1	1	1	1	1	1	1	1	8	High
Wong et al. 2015 [15]	1	1	1	1	1	1	1	1	8	High
Yasuda et al. 2022 [16]	1	1	-	1	-	1	1	1	6	Moder- ate
Benfield et al. 2021 [19]	1	1	-	1	1	1	1	-	6	Moder- ate

tencies. Subsequently, all authors carefully reviewed and confirmed the accuracy of the data, ensuring its reliability and integrity in the final analysis.

2.5. Risk of bias across studies

To assess publication bias, both the Egger test and Begg's funnel plots were used. A $P < 0.05$ was considered indicative of significant publication bias.

2.6. Statistical analysis

In our analysis, variables such as sample size, mean, and standard deviation were grouped for data analysis. To determine the weight of each study, we used the inverse variance method, which assigns higher weights to studies with smaller variances (greater precision) and lower weights to those with larger variances (lower precision). Heterogeneity among the studies was assessed using the Q test and I^2 index, with a significance level of less than 10%. The random-effects model was employed to analyze the heterogeneous data, and all analyses were performed using STATA software, version 15.0.

3. Results

In our study, nine studies were included [9, 10, 13-19]. Among these patients, 13,712 received the remdesivir-dexamethasone combination therapy, while 22,382 pa-

tients received dexamethasone alone. Table 2 presents an overview of the main characteristics of the included studies, such as the first author's name, country, publication year, study design, total sample size, mean age of participants, duration of hospitalization, and mortality rates of patients treated with remdesivir-dexamethasone combination.

3.1. Hospitalization days and the mortality rate

The median duration of hospitalization in treatment with dexamethasone, with or without remdesivir, was 9.89 (IQR: 2.65–21) and 11 (IQR: 7–19) days, respectively ($P=0.37$). Moreover, the mortality rates of patients who received dexamethasone, with or without remdesivir, was 9% (95% CI, 4%, 14%, $P=0.00$) and 18% (95% CI, 8%, 22%, $P=0.00$), correspondingly (Figures 2 and 3).

3.2. Clinical improvement

The study conducted by Marrone et al. (2022) reported significant differences in viral clearance between the remdesivir-dexamethasone group and the dexamethasone alone group. The remdesivir-dexamethasone group achieved faster viral clearance, with a median clearance time of 6 days compared to 16 days in the dexamethasone alone group ($P < 0.001$). At the 6-day mark after treatment initiation, 69% of patients in the remdesivir-dexamethasone group had cleared the virus, while only 20% in the dexamethasone alone group had

Table 2. Characterizations of articles reviewed in the present study

Author(s), Year	Country	Study Design	Total Sample Size of Study	Age	Hospitalization (Days)	Mortality
Marrone et al. 2022 [9]	Italy	Prospective quasi-experimental study	151	64 (remdesivir-dexamethasone group) 66 (dexamethasone group)*	13 (remdesivir-dexamethasone group) 17 (dexamethasone group)*	1.3% (remdesivir-dexamethasone group) 16% (dexamethasone group)
Alibrahim et al. 2022 [13]	Qatar	Retrospective cohort study	133	56*	-	8.3%
Ngo et al. 2022 [18]	USA	Retrospective Study	191	63*	13.31 (remdesivir-dexamethasone group)	-
Gressens et al. 2022 [10]	France	Retrospective multicenter study	325	68	9 (remdesivir-dexamethasone group) 9 (dexamethasone group)	9% (remdesivir-dexamethasone group) 18% (dexamethasone group)
De Pascale et al. 2022 [17]	Italy	Prospective cohort study	132	64	21 (remdesivir-dexamethasone group)	10.6% (remdesivir-dexamethasone group)
Grundmann et al. 2022 [14]	UK	Prospective cohort study	89297	60 (remdesivir-dexamethasone group from day 1) 68 (dexamethasone group)*	17 (remdesivir-dexamethasone group) 17 (dexamethasone group)*	16% (remdesivir-dexamethasone group from day 1) 28% (dexamethasone group)
Wong et al. 2015 [15]	China	Territory-wide cohort	10445	64.8 (remdesivir-dexamethasone group) 64.3 (dexamethasone group)	3	7.7% (remdesivir-dexamethasone group) 11.6% (dexamethasone group)
Yasuda et al. 2022 [16]	Japan	Single-center, retrospective study	90	70.5±1.9 (remdesivir-dexamethasone group)	Remdesivir and dexamethasone group: 13 days (among patients aged 65 years or older) and 6 days (among patients younger than 65 years)	5% (remdesivir-dexamethasone group)
Benfield et al. 2021 [19]	Denmark	Two population-based nationwide cohorts	2747	71 (February-May); 69 (June-December)	-	12.6% (remdesivir-dexamethasone group)

*The values in each cell represent the median.

achieved viral clearance ($P<0.001$). These results suggest that the combination therapy may be more effective in promoting faster viral clearance. Additionally, patients in the remdesivir-dexamethasone group experienced a rapid and significant decrease in C-reactive protein (CRP) levels by the end of the treatment, which was not observed in the dexamethasone alone group. At the conclusion of treatment, 50.6% of patients in the remdesivir-dexamethasone group had achieved normal respiratory function, compared to only 22.9% in the dexamethasone alone group ($P<0.0005$) [9].

Gressens et al. examined hospitalized COVID-19 patients receiving low-flow oxygen and dexamethasone. Their study found that adding remdesivir to the treatment regimen did not result in shorter hospitalization or reduced in-hospital mortality rates. However, the combination of remdesivir and dexamethasone appeared to have a beneficial effect on the combined outcome of death and transfer to the intensive care unit [10].

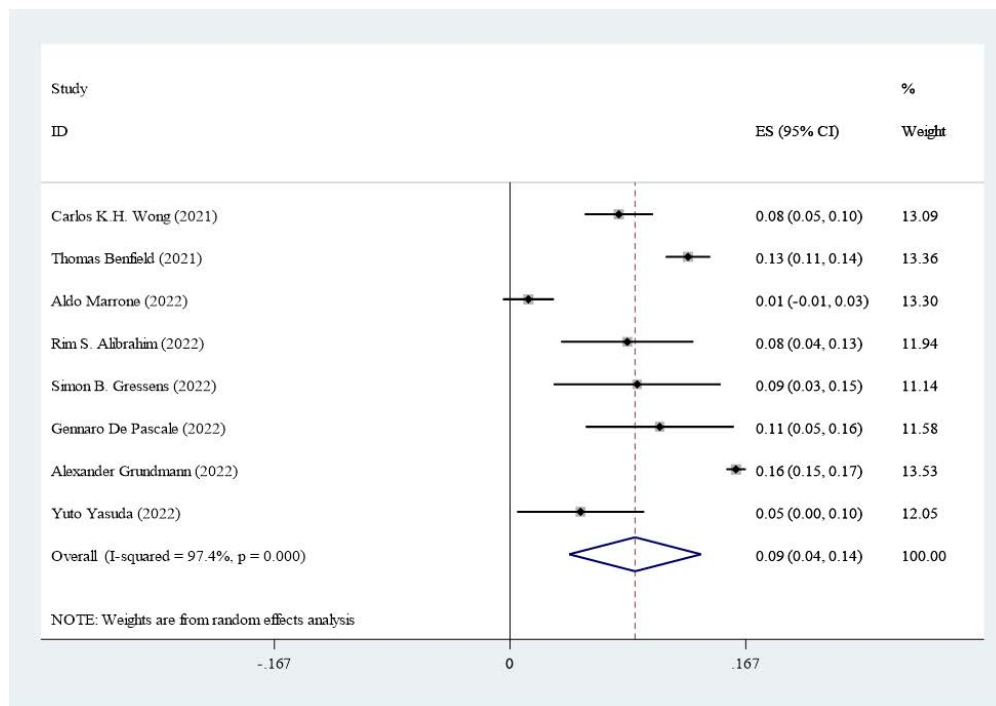


Figure 2. The overall estimate of the mortality rate of patients in treatments with remdesivir and dexamethasone in the investigated studies with 95% CI (based on a random model)

The study by De Pascale et al. yielded several key findings regarding the use of Rem-Dexa (remdesivir-dexamethasone) for COVID-19 treatment: 1) The 28-day intubation rate was significantly lower in the Rem-Dexa group compared to the control group (19.7% vs 48.5%,

$P < 0.01$), suggesting that the combination therapy may reduce the need for intubation among COVID-19 patients, and 2) Although clinical improvement at the end of treatment was greater in the Rem-Dexa group compared to the control group (69.7% vs 51.5%, $P = 0.05$),

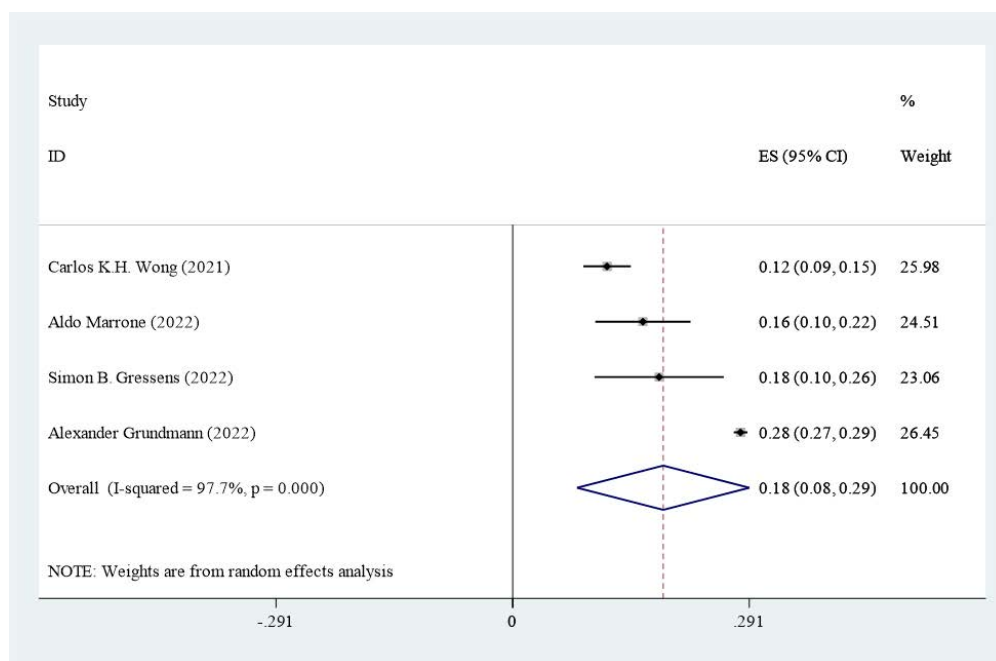


Figure 3. The overall estimate of the mortality rate of patients in treatments with dexamethasone in the investigated studies with 95% CI (based on a random model)

there were no significant differences in 28-day or 90-day mortality rates between the groups. The 28-day mortality rates were 4.5% for the Rem-Dexa group and 15.2% for the control group ($P=0.08$), and the 90-day mortality rates were 10.6% for the Rem-Dexa group and 16.7% for the control group ($P=0.45$) [17].

The study by Grundmann et al. assessed the impact of various treatment approaches on neurological complications and mortality in patients with severe COVID-19. The key findings are as follows: Treatment with dexamethasone, remdesivir, and their combination was associated with lower frequencies of neurological complications, with odds ratios (OR) of 0.76 (95% CI, 0.69%, 0.83%), 0.69 (95% CI, 0.51%, 0.9%), and 0.54 (95% CI, 0.47%, 0.61%), respectively. The combined treatment of remdesivir and dexamethasone also led to a significant reduction in mortality (OR=0.67, 95% CI, 0.63%, 0.71%), suggesting a synergistic effect, as indicated by $\log(0.67) < [\log(0.86) + \log(0.97)]$ [14].

The study by Wong et al. found that the remdesivir-dexamethasone group had a 2.65-day shorter hospital length of stay among survivors, lower WHO clinical progression scale scores from five days of follow-up onwards, and reduced risks of in-hospital death (HR=0.59, 95% CI, 0.36%, 0.98%, $P=0.042$) and composite outcomes. Additionally, there was no increased risk of acute respiratory distress syndrome (ARDS) associated with the combination therapy [15].

4. Discussion

Our study aimed to evaluate the safety and efficacy of remdesivir-dexamethasone combination therapy compared to dexamethasone monotherapy in COVID-19 treatment. The results indicate that there was no significant difference in the median duration of hospitalization between the two treatment groups, suggesting that adding remdesivir to dexamethasone did not substantially impact the length of hospital stay. However, mortality rates differed between the groups, with a mortality rate of 18% in the dexamethasone-only group and 9% in the dexamethasone-plus-remdesivir group. This suggests that the addition of remdesivir may have positively influenced mortality outcomes in COVID-19 patients.

The CoDEX trial, a randomized, double-blind, placebo-controlled study, assessed the safety and effectiveness of dexamethasone in COVID-19 patients requiring supplemental oxygen but not mechanical ventilation. Firstly, dexamethasone treatment was associated with a significant reduction in mortality compared to the pla-

cebo group, indicating its beneficial effect on survival in these patients. Lastly, the dexamethasone group experienced a higher rate of ventilator-free days compared to the placebo group, suggesting that dexamethasone facilitated faster recovery and reduced the need for mechanical ventilation. These results underscore the potential benefits of dexamethasone in managing COVID-19 patients who require supplemental oxygen [20].

A recent meta-analysis of fourteen randomized controlled trials comprehensively evaluated the efficacy of corticosteroids, including dexamethasone, in treating COVID-19. The findings demonstrated a significant reduction in mortality among COVID-19 patients requiring supplemental oxygen or mechanical ventilation when treated with corticosteroids. The pooled analysis revealed a consistent and notable benefit of dexamethasone in improving survival outcomes for patients with more severe disease manifestations. This suggests that corticosteroids play a crucial role in reducing mortality rates and enhancing patient outcomes in this population [21].

Several studies have investigated the safety and effectiveness of combining remdesivir with dexamethasone for treating COVID-19. One notable example is the DisCoVeRy trial, a randomized, open-label study designed to evaluate this combination therapy. The results indicated that combining remdesivir with dexamethasone led to significant improvements in patient outcomes compared to standard care. Firstly, the combination therapy was associated with a notable reduction in the time to recovery, suggesting a quicker resolution of COVID-19 symptoms and overall health improvement. Lastly, the trial demonstrated a significant reduction in mortality rates among patients receiving the combination therapy compared to those receiving standard care alone. This suggests that the synergistic effect of these medications may enhance disease management and improve patient survival [22].

The adaptive COVID-19 treatment trial 2 (ACTT-2) was a randomized, double-blind, placebo-controlled study that evaluated the efficacy and safety of remdesivir combined with dexamethasone in COVID-19 patients requiring supplemental oxygen but not mechanical ventilation. The results demonstrated that this combination therapy significantly reduced the time to recovery compared to both placebo and dexamethasone alone. This suggests that the combination of remdesivir and dexamethasone can enhance clinical outcomes for COVID-19 patients, particularly those needing supplemental oxygen. The trial supports the use of both medications as part of the treatment strategy for such patients [23].

Finally, a network meta-analysis (NMA) was conducted to evaluate the effectiveness of remdesivir in hospitalized COVID-19 patients requiring supplemental oxygen. The findings indicated that, compared to best supportive care, remdesivir is expected to improve outcomes such as reduced mortality risk, enhanced recovery rates, and decreased dependence on oxygen support for patients requiring either any oxygen or low-flow oxygen (LFO₂) during hospitalization for COVID-19 [24].

This study has some strength and limitation. One of the key strengths is the inclusion of a large patient cohort, allowing for robust comparisons between remdesivir-dexamethasone combination therapy and dexamethasone monotherapy. Additionally, the systematic search and inclusion of studies from multiple countries enhance the generalizability of the findings. However, the study has limitations, such as the variability in study designs and patient populations across the included studies, which could introduce heterogeneity. Furthermore, while the analysis demonstrates the potential benefit of reduced mortality, the lack of significant impact on hospitalization duration warrants further investigation to clarify the specific role of remdesivir in combination therapy. Lastly, this study was unable to fully evaluate the safety profile of the remdesivir-dexamethasone combination due to insufficient detailed safety data across the included studies, highlighting the need for more comprehensive safety assessments in future research.

In conclusion, while the combination of dexamethasone and remdesivir did not significantly reduce the duration of hospitalization in patients with COVID-19 pneumonia, it was associated with a decreased mortality rate and a potential reduction in disease progression, as indicated by fewer in-hospital deaths. Further research is required to elucidate the specific contribution of remdesivir to these observed clinical effects.

Compliance with ethical guidelines

This article is a meta-analysis with no human or animal sample.

Data availability

All data analyzed during this study are included in this article.

Funding

This research did not receive any grant from funding agencies in the public, commercial, or non-profit sectors.

Authors' contributions

Conceptualization, study design, and analysis: Javad Charostad and Faranak Salajegheh; Writing the original draft: Nasir Arefinia and Zohreh-al-sadat Ghoreshi; Data collection and analysis: Mohammad Rezaei Zadeh Rukerd and Mohsen Nakhaie; Final approval: All authors.

Conflict of interest

The authors declared no conflict of interest.

References

- [1] Lai CC, Liu YH, Wang CY, Wang YH, Hsueh SC, Yen MY, et al. Asymptomatic carrier state, acute respiratory disease, and pneumonia due to severe acute respiratory syndrome coronavirus 2 (SARS-CoV-2): Facts and myths. *J Microbiol Immunol Infect.* 2020; 53(3):404-12. [DOI:10.1016/j.jmii.2020.02.012] [PMID]
- [2] Kaber N, Razavi S, Van Der Meulen Rodgers Y. Feminist economic perspectives on the COVID-19 pandemic. *Fem Econ.* 2021; 27(1-2):1-29. [DOI:10.1080/13545701.2021.1876906]
- [3] Ochani R, Asad A, Yasmin F, Shaikh S, Khalid H, Batra S, et al. COVID-19 pandemic: from origins to outcomes. A comprehensive review of viral pathogenesis, clinical manifestations, diagnostic evaluation, and management. *Infez Med.* 2021; 29(1):20-36. [PMID]
- [4] Santoro MG, Carafoli E. Remdesivir: from Ebola to COVID-19. *Biochem Biophys Res Commun.* 2021; 538:145-50. [DOI:10.1016/j.bbrc.2020.11.043] [PMID]
- [5] Li H, You J, Yang X, Wei Y, Zheng L, Zhao Y, et al. Glycyrrhetic acid: A potential drug for the treatment of COVID-19 cytokine storm. *Phytomedicine.* 2022; 102:154153. [DOI:10.1016/j.phymed.2022.154153] [PMID]
- [6] Garibaldi BT, Wang K, Robinson ML, Zeger SL, Bandeen-Roche K, Wang MC, et al. Comparison of time to clinical improvement with vs without remdesivir treatment in hospitalized patients with COVID-19. *JAMA Netw Open.* 2021; 4(3):e213071. [DOI:10.1001/jamanetworkopen.2021.3071] [PMID]
- [7] Patel SK, Saikumar G, Rana J, Dhama J, Yatoo MI, Tiwari R, et al. Dexamethasone: A boon for critically ill COVID-19 patients? *Travel Med Infect Dis.* 2020; 37:101844. [DOI:10.1016/j.tmaid.2020.101844] [PMID]
- [8] Lee TC, McDonald EG, Butler-Laporte G, Harrison LB, Cheng MP, Brophy JM. Remdesivir and systemic corticosteroids for the treatment of COVID-19: A Bayesian re-analysis. *Int J Infect Dis.* 2021; 104:671-6. [DOI:10.1016/j.ijid.2021.01.065] [PMID]

- [9] Marrone A, Nevola R, Sellitto A, Cozzolino D, Romano C, Cuomo G, et al. Remdesivir plus dexamethasone versus dexamethasone alone for the treatment of coronavirus disease 2019 (COVID-19) patients requiring supplemental O₂ therapy: A prospective controlled nonrandomized study. *Clin Infect Dis*. 2022; 75(1):e403-9. [DOI:10.1093/cid/ciac014] [PMID]
- [10] Gressens SB, Esnault V, De Castro N, Sellier P, Sene D, Chantelot L, et al. Remdesivir in combination with dexamethasone for patients hospitalized with COVID-19: A retrospective multicenter study. *Plos One*. 2022; 17(2):e0262564. [DOI:10.1371/journal.pone.0262564] [PMID]
- [11] Liberati A, Altman DG, Tetzlaff J, Mulrow C, Gøtzsche PC, Ioannidis JP, et al. The PRISMA statement for reporting systematic reviews and meta-analyses of studies that evaluate health care interventions: Explanation and elaboration. *Ann Intern Med*. 2009; 151(4):W65-94. [DOI:10.7326/0003-4819-151-4-200908180-00136] [PMID]
- [12] Wells GA, Shea B, O'Connell D, Peterson J, Welch V, Losos M, et al. The Newcastle-Ottawa scale (NOS) for assessing the quality of nonrandomized studies in meta-analyses. Ottawa: Ottawa Hospital Research Institute; 2000. [Link]
- [13] Alibrahim RS, Elmekaty EZ, Elmekaty MZI, Edbais M, Alkhatib M, Daghfal J, et al. Remdesivir for patients with Coronavirus disease 2019 pneumonia requiring high oxygen support. *Qatar Med J*. 2022; 2022(3):25. [DOI:10.5339/qmj.2022.25] [PMID]
- [14] Grundmann A, Wu CH, Hardwick M, Baillie JK, Openshaw PJM, Semple MG, et al. Fewer COVID-19 neurological complications with dexamethasone and remdesivir. *Ann Neurol*. 2023; 93(1):88-102. [DOI:10.1002/ana.26536] [PMID]
- [15] Wong CKH, Lau KTK, Au ICH, Xiong X, Chung MSH, Lau EHY, et al. Optimal timing of remdesivir initiation in hospitalized patients with coronavirus disease 2019 (COVID-19) administered with dexamethasone. *Clin Infect Dis*. 2022; 75(1):e499-e508. [DOI:10.1093/cid/ciab728] [PMID]
- [16] Yasuda Y, Hirayama Y, Uemasu K, Arasawa S, Iwashima D, Takahashi KI. Efficacy of the combination of baricitinib, remdesivir, and dexamethasone in hypoxic adults with COVID-19: A retrospective study. *Respir Med Res*. 2022; 81:100903. [DOI:10.1016/j.resmer.2022.100903] [PMID]
- [17] De Pascale G, Cutuli SL, Carelli S, Xhemalaj R, Rosà T, Bello G, et al. Remdesivir plus dexamethasone in COVID-19: A cohort study of severe patients requiring high flow oxygen therapy or non-invasive ventilation. *PLoS One*. 2022; 17(4):e0267038. [DOI:10.1371/journal.pone.0267038] [PMID]
- [18] Ngo DQ, Hamid K, Rana H, Cardinale M, Frenia D, Ghani N, et al. A retrospective study of dexamethasone, remdesivir, and baricitinib in severe COVID-19. *Can J Infect Dis Med Microbiol*. 2022; 2022:9209618. [DOI:10.1155/2022/9209618] [PMID]
- [19] Benfield T, Bodilsen J, Brieghel C, Harboe ZB, Helleberg M, Holm C, et al. Improved survival among hospitalized patients with coronavirus disease 2019 (COVID-19) treated with remdesivir and dexamethasone. A nationwide population-based cohort study. *Clin Infect Dis*. 2021; 73(11):2031-6. [DOI:10.1093/cid/ciab536] [PMID]
- [20] Tomazini BM, Maia IS, Cavalcanti AB, Berwanger O, Rosa RG, Veiga VC, et al. Effect of dexamethasone on days alive and ventilator-free in patients with moderate or severe acute respiratory distress syndrome and COVID-19: The CoDEX randomized clinical trial. *JAMA*. 2020; 324(13):1307-16. [DOI:10.1001/jama.2020.17021] [PMID]
- [21] Chang X, Li S, Fu Y, Dang H, Liu C. Safety and efficacy of corticosteroids in ARDS patients: A systematic review and meta-analysis of RCT data. *Respir Res*. 2022; 23(1):301. [DOI:10.1186/s12931-022-02186-4] [PMID]
- [22] Ader F, Bouscambert-Duchamp M, Hites M, Peiffer-Smadja N, Poissy J, Belhadi D, et al. Remdesivir plus standard of care versus standard of care alone for the treatment of patients admitted to hospital with COVID-19 (DisCoVeRy): A phase 3, randomised, controlled, open-label trial. *Lancet Infect Dis*. 2022; 22(2):209-21. [DOI:10.1016/S1473-3099(21)00485-0] [PMID]
- [23] Izumo T, Kuse N, Awano N, Tone M, Sakamoto K, Takada K, et al. Clinical impact of combination therapy with baricitinib, remdesivir, and dexamethasone in patients with severe COVID-19. *Respir Investig*. 2021; 59(6):799-803. [DOI:10.1016/j.resinv.2021.07.004] [PMID]
- [24] Beckerman R, Gori A, Jeyakumar S, Malin JJ, Paredes R, Póvoa P, et al. Remdesivir for the treatment of patients hospitalized with COVID-19 receiving supplemental oxygen: A targeted literature review and meta-analysis. *Sci Rep*. 2022; 12(1):9622. [DOI:10.1038/s41598-022-13680-6] [PMID]

This Page Intentionally Left Blank